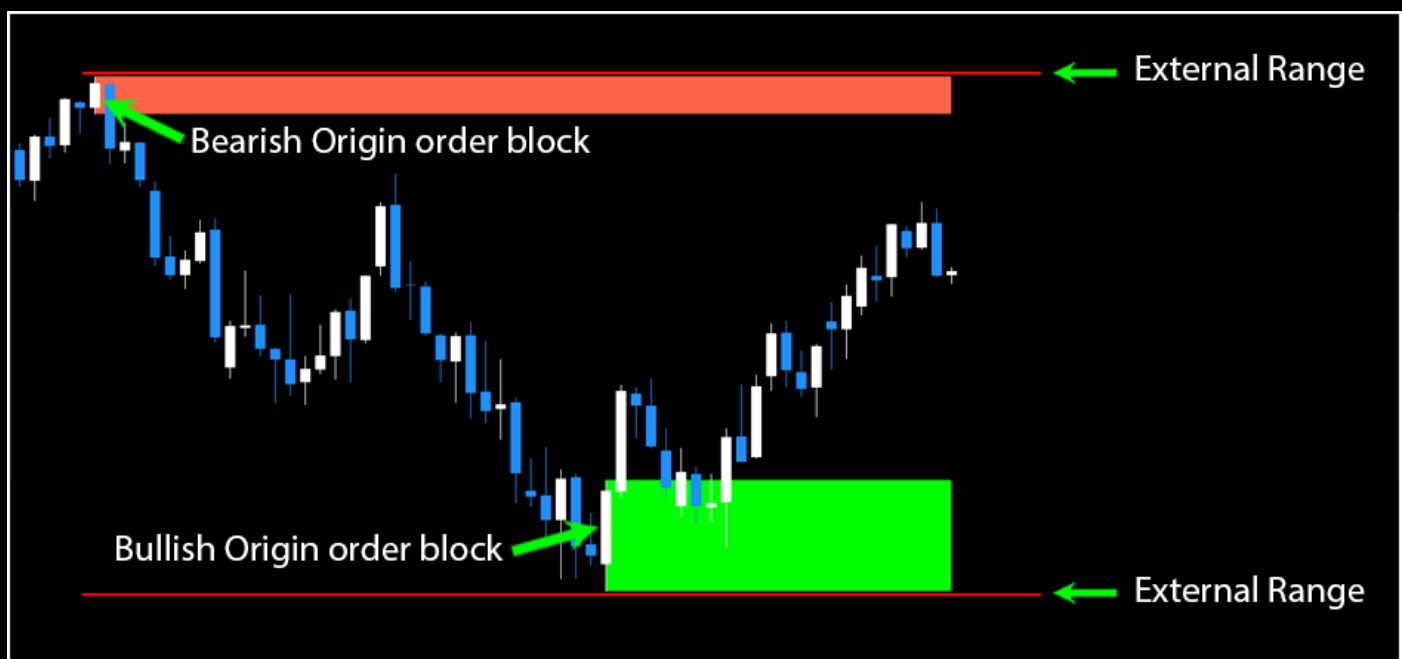


A little refresher course on Origin Order Blocks:

What is an Origin Order Block?

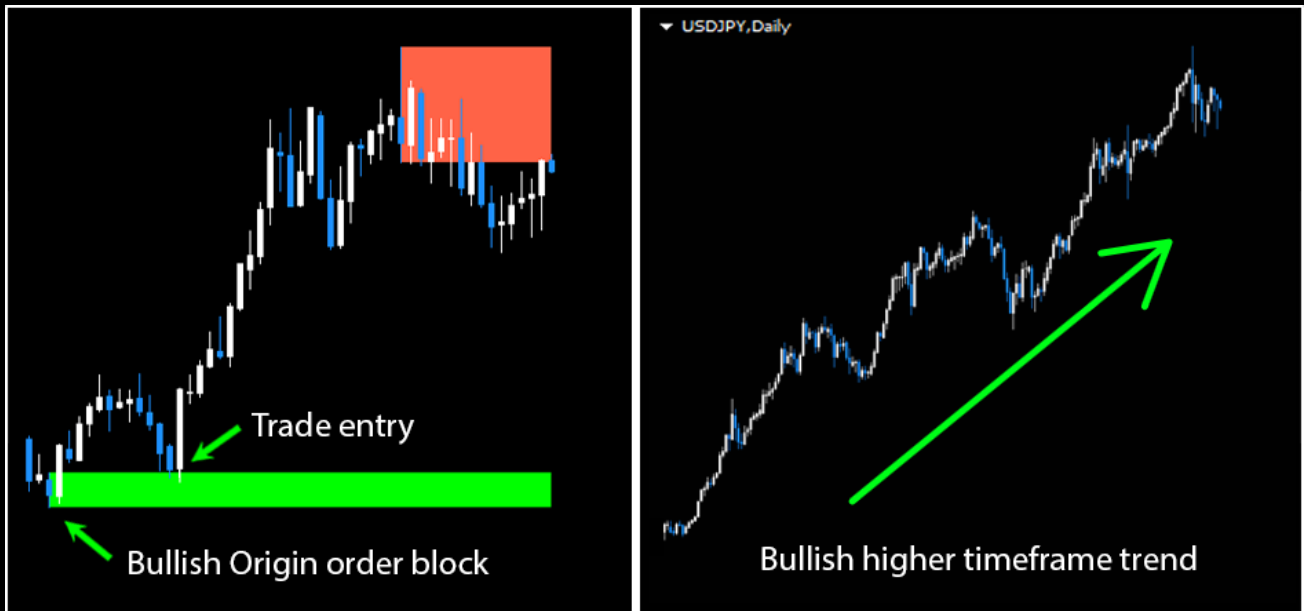
An 'Origin' order block is defined as an order block that is always positioned at the extremities of the current range (usually called the 'External Range').



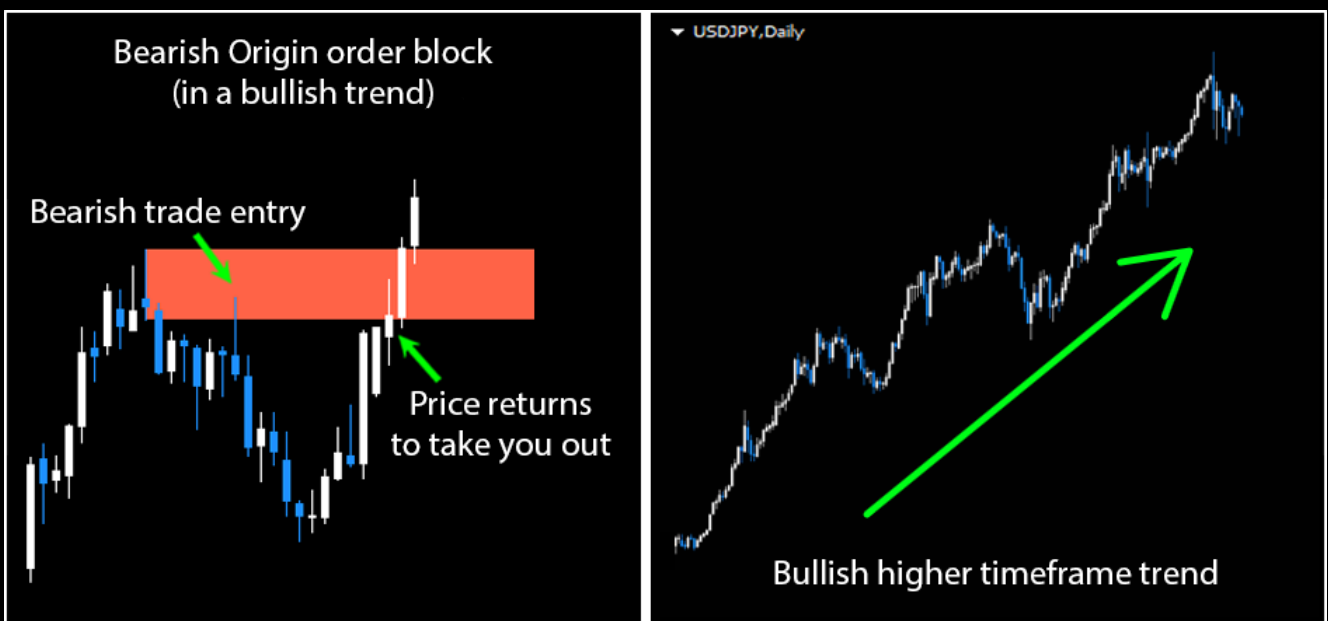
Because they're located at the extremities of the external range, this usually guarantees that price will react (retrace/reverse) when it touches them. This is why they are my favourite order block to trade from!

Trader X tip: I run this indicator on the H4 chart of a few of my favourite instruments with the Alert set for TRENDING origin order blocks. If I get an alert I know that if I can secure a trade entry, I have a great chance of catching an awesome trade with many pips 😊

Origin order block trades **WITH the current trend** will usually give you many more pips, as you are basically waiting for a 90% retracement of the current range. Sometimes these large retracements will not happen and you will miss the trade, but when you do manage to catch these trades they tend to offer really high rewards verses risk on entry.



Origin order block trades **AGAINST the trend** will usually give you less pips, as you are trading against the current (higher timeframe) trend. So entries on these types of setups should generally be considered as scalps (as price can easily revert back to the current trend and take your trade out at break-even).



Origin Order Blocks

This indicator can drastically increase the entry decisions on your trades. It is a custom indicator that allows you to set your own external range to highlight 'origin order blocks' on any timeframe.

Indicator Features:

- Displays both bullish and bearish origin order blocks on any timeframe
- Option to display only bullish or bearish origin order blocks
- Choose to highlight the origin order block 'candle only' or 'candle with wicks'
- Choose to highlight 'all candles' in the origin order block or just the 'last candle'
- Adjust how many candles to look back for origin order blocks
- Trailing or stationary 'look-back line' to determine the 'external range'
- Adjust the length of the origin order blocks highlight box
- Alerts to Popup, Push & Email

Function Notes:

- The (optional) on-chart 'look-back line' is selectable and draggable, allowing you to set the amount of candles that the indicator will look back to highlight the 'external range' origin order blocks. (The 'Look-back candle count' setting on the indicator input tab will determine the default amount of 'look-back candles' initially and when changing chart timeframes)
- When price pushes through an origin order block, the new (higher or lower) candle will automatically become the NEW origin block
- 'OB Box length, bars' setting – If using an Alert, price MUST touch the origin order block 'highlight box' in order for the alert to trigger. Please ensure that the box extends far enough so price can touch it when it returns to the origin order block (otherwise there will be no alert)
- Alerts trigger: instantly on price touching the origin order block (a complete candle must have painted outside the origin order block first)



For Free Forex EA, Indicators and more Visit
ForeXCracked.com

Join Our Telegram Group Chat To Discuss Further About These.

>>>> <https://t.me/fxcracked>

Free trading system, Reviews of Brokers, EA and more.

>>>> <https://www.fxcracked.com>

Our forum

>>>> <https://www.JustForForex.com>

Our Discord Channel



>>>> <https://discord.gg/43P5CRk>

Reliable and Trusted FOREX VPS

>>>> <https://fxvm.net/>

Our Trusted Broker List



>>>> <http://bit.ly/Trusted-Brokers>

	Min Deposit of 5\$ Allow Cent Account Levergae up to 1:888	Register
	Min Deposit of 20\$ Allow USA Traders Levergae up to 1:500	Register

Trusted Forex Signals

	 trade_with_sam Earn While Learn ★★★★★ 5.0 (41 reviews)	FOREX SIGNALS 600 to 800 Pips Weekly 90% Accurate
--	---	--

Free 30\$ No Deposit Forex Bonus

Get your \$30 Trading Bonus*	 
<small>*T&Cs apply. Forex and CFD trading is high risk and can result in the loss of all your invested capital.</small>	Open an Account

- Wicks matter?
 - Moving outside a NEW Origin order block? **NO**
 - Moving into an Origin order block? **YES**

Input Tab:

Variable	Value
123 Display_OB_Option	Show All
123 Look-back candle count	200
123 OB Candle type	Candle's wick
ab -----	=== Alerts ===
popupAlert	false
pushAlert	false
emailAlert	false
123 Candle delay for alerts	0
ab -----	=== Visualization ===
Show Look-back Line	true
Automove Look-back Line	false
Lookback Line color	Gold
123 OB Candle capture	Last candle only
123 OB Box length, bars	0
123 OB Box type	Filled box
Bull Box color	Lime
Bear Box color	Tomato

- **Display OB Option** - Allows you to display:
 - Both Bullish and Bearish origin order blocks
 - Bullish origin order blocks only
 - Bearish origin order blocks only
 - Hide all origin order blocks
- **Look-back Candle Count** – Set the amount of candles that the indicator will look back to highlight the 'external range' origin order blocks (from the current candle and back in time)

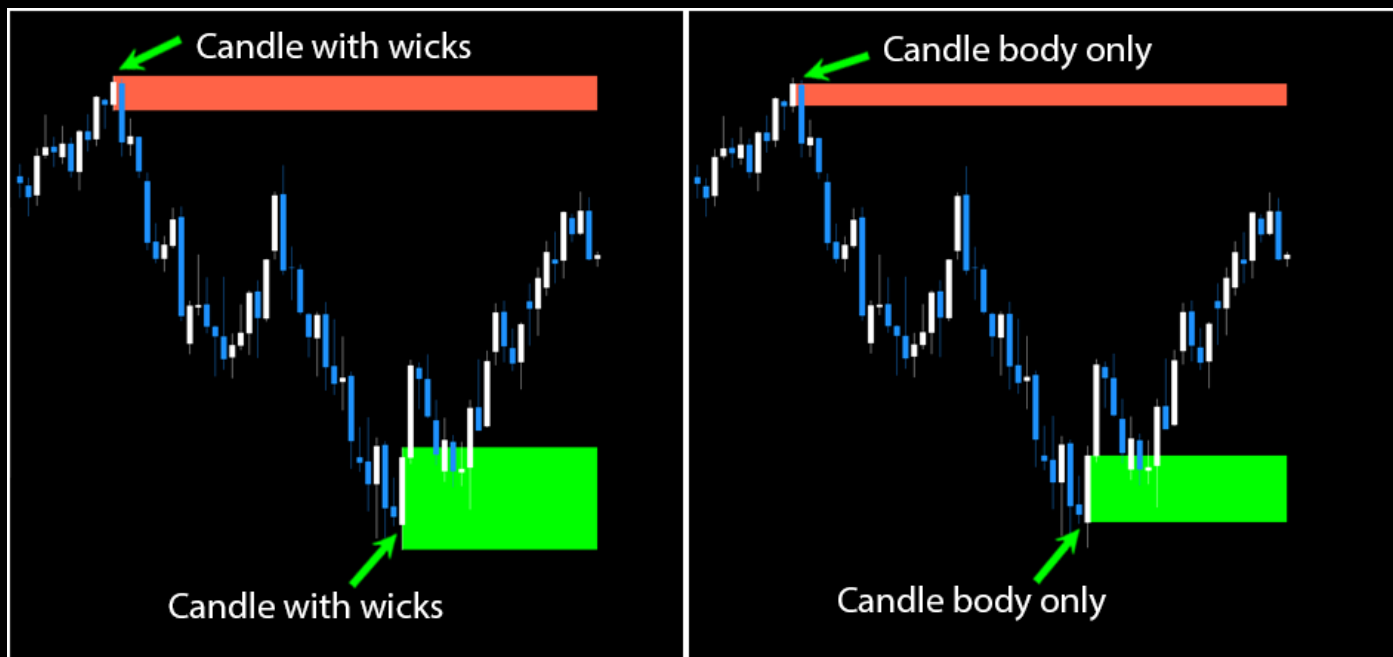
- **OB Candle Type** – Choose to highlight the origin order blocks candle (body) only, or to highlight the origin order blocks candle body AND its wicks
- **=== Alerts ===**
 - **Popup Alert** - Alert will trigger the popup window and an alert sound
 - **Push Alert** - Alert will trigger a message sent to your cell phone (if you have the 'push' notification activated in your MT4 Options)
 - **Email Alert** - Alert will trigger a message sent to your email address (if you have the 'email' notification activated in your MT4 Options)
- **Candle Delay For Alerts** – Will delay the Alert trigger for the amount (of candles) entered here. (Sometimes price will touch the 'Origin' order block in the first few candles as price moves away, so setting a delay will stop these 'false' triggers).
Note: the 'candle delay for alerts' counts the ORIGIN OB CANDLE as candle zero (0)
- **=== Visualization ===**
- **Show Look-back Line** – Select true or false to display the look-back line on the chart
- **Auto-move Look-back Line** - Select true or false. If set to 'true' the look-back line' will automatically 'trail' the current candle by the amount of candles set in the 'Look-back Candle Count' setting. If set to 'false' the Look-back line will remain stationary
- **Look-back Line Color** - Select the color of your choice
- **OB Candle Capture** – Choose to highlight all the candles that make the origin order block (whole OB) or the last candle of the origin order block only (last candle only)
- **OB Box Length, Bars** – If set to 0 (zero) the origin order block box will extend all the way to the current candle. If any other number is used the origin order block box will extend to that amount of candles (IE: if set to 20, the box will extend for 20 candles from the highlighted origin order block). Note: If using an Alert – price MUST touch the origin order block 'highlight box' in order for the alert to trigger, so please ensure that the box extends far enough so price can touch it when it returns to the origin order block (otherwise there will be no alert)
- **OB Box Type** - Choose to highlight the origin order block box as either an 'outline' or a 'filled' color box
- **Bull Box color** – Select the color of your choice
- **Bear Box color** – Select the color of your choice

Display Options:

Display only bullish or bearish origin order blocks (or both):



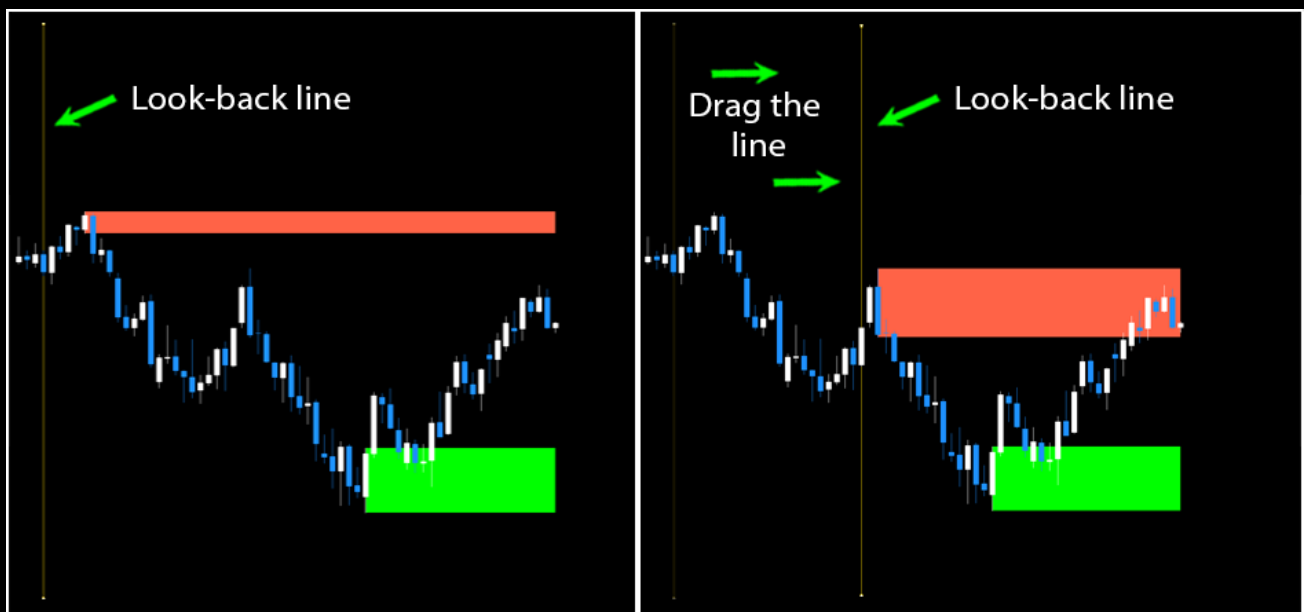
Choose to highlight the origin order block 'candle with wicks' or 'candle body only':



Choose to highlight the 'last candle only' or the 'whole order block' of the origin OB:



The on-chart 'look-back line' is selectable and draggable, allowing you to set the amount of candles that the indicator will look back to highlight the 'external range' of your choice:

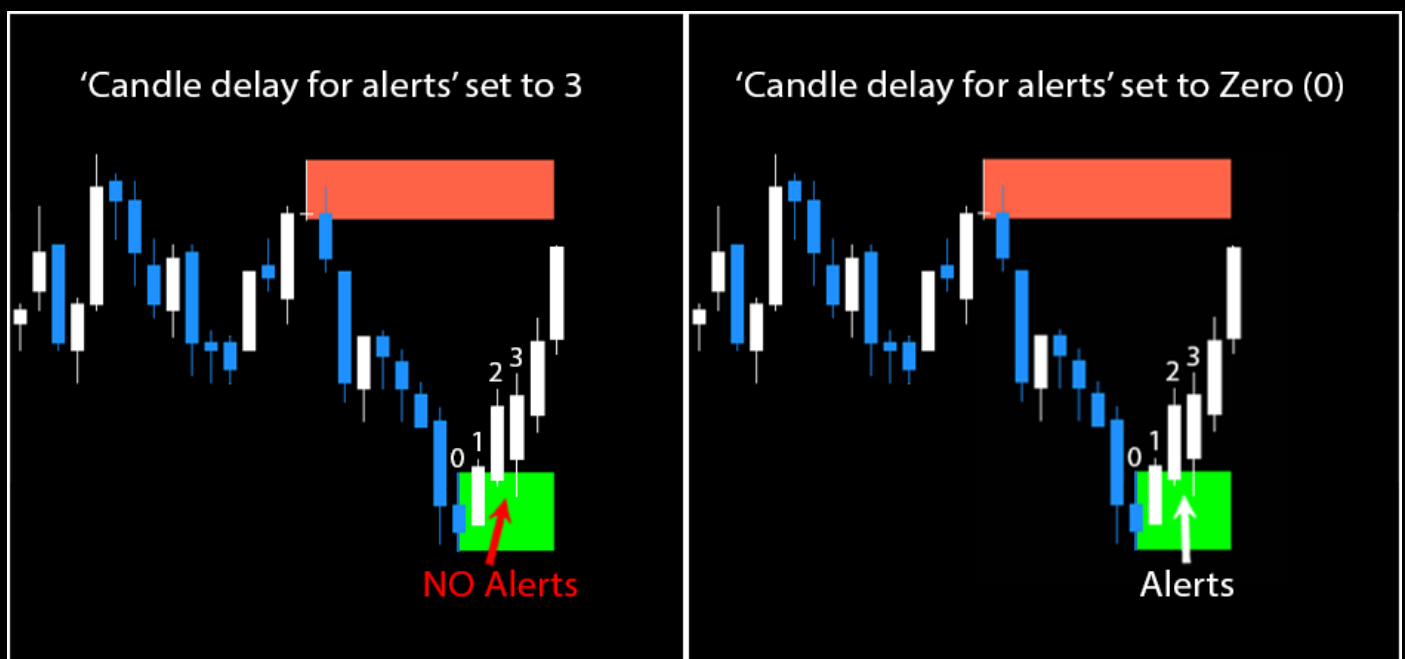


Here we have 2 pics of the same chart. On the 2nd pic you can see that we dragged the look-back-line to the left, selecting a new 'external range'. Note: the "Look-back candle count" setting on the indicator input tab will determine the default amount of 'look-back candles' initially and when changing chart timeframes.

The 'Candle Delay for Alerts' setting delays the Alert by the amount (of candles) entered:

About Common Inputs Colors Visualization	
Variable	Value
Display_OB_Option	Show All
Look-back candle count	200
OB Candle type	Candle's wick
=== Alerts ===	
popupAlert	false
pushAlert	false
emailAlert	false
Candle delay for alerts	0
=== Visualization ===	
Draw look-back line	true

Note: The 'candle delay for alerts' setting counts the **ORIGIN OB CANDLE** as candle **Zero (0)**



Sometimes price will touch the 'Origin' order block in the first few candles as price moves away, so setting a delay will stop these 'false' triggers.

Left Picture - If the 'candle delay for alerts' setting was set to 3:

- NO ALERT when either candle 2 or 3 touches the origin OB as price moves away

Right Picture - If the 'candle delay for alerts' setting was set to zero (0):

- ALERT WILL TRIGGER when either candle 2 or 3 touches the origin OB as price moves away